



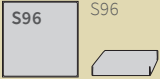
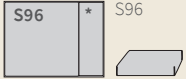
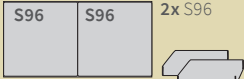


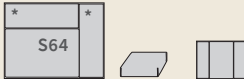
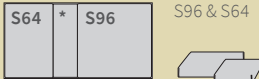






39530 BAILANDOO STEP-BY-STEP PLANNING TOOL: PLEASE MARK WITH A CROSS AND FILL IN!


1 Alu plinth frame white (KWE) anthracite (KAN) Please mark with a cross!

A	B	C	D
 <p>Y96.A outer dimension 100 x 100 cm, inner dimension 96 x 96 cm</p> <p>Number _____</p>	 <p>Y128A outer dimension 132 x 100 cm, inner dimension 128 x 96 cm</p> <p>Number _____</p>	 <p>Y192A outer dimension 196 x 100 cm, inner dimension 192 x 96 cm</p> <p>Number _____</p>	 <p>Y224A outer dimension 228 x 100 cm, inner dimension 224 x 96 cm</p> <p>Number _____</p>


2 Seat cushion & attachment articles suitable for plinth frames

 <p>S96</p> <p>Cover S96 _____</p> <p>* _____ Article (+ Cover)</p>	 <p>S96</p> <p>Cover S96 _____</p> <p>* _____ Article (+ Cover)</p>	 <p>2x S96</p> <p>Cover S96 _____</p> <p>Cover S96 _____</p> <p>* _____ Article (+ Cover)</p>	 <p>S96</p> <p>Cover S96 _____</p> <p>Cover S96 _____</p> <p>* _____ Article (+ Cover)</p>
OR			
 <p>S64</p> <p>Cover S64 _____</p> <p>* _____ Article (+ Cover)</p>	 <p>S64</p> <p>Cover S64 _____</p> <p>* _____ Article (+ Cover)</p> <p>* _____ Article (+ Cover)</p>	 <p>S64</p> <p>Cover S64 _____</p> <p>Cover S96 _____</p> <p>* _____ Article (+ Cover)</p>	 <p>S96 & S64</p> <p>Cover S64 _____</p> <p>Cover S96 _____</p> <p>* _____ Article (+ Cover)</p> <p>* _____ Article (+ Cover)</p>
OR			
 <p>S32</p> <p>Cover S32 _____</p> <p>* _____ Article (+ Cover)</p> <p>* _____ Article (+ Cover)</p>	 <p>2x S64</p> <p>Cover S64 _____</p> <p>Cover S64 _____</p> <p>* _____ Article (+ Cover)</p> <p>* _____ Article (+ Cover)</p>		 <p>S64</p> <p>Cover S64 _____</p> <p>Cover S64 _____</p> <p>* _____ Article (+ Cover)</p> <p>* _____ Article (+ Cover)</p>


* = Article **S32** or **SA32** or **LT32**
Please choose from one of the three items below. The colour of LT32 always corresponds to the selected colour of the base frame.



S32
seat cushion



SA32
arm part high



LT32
storage shelf

Please turn over! ▶▶▶

39530 BAILANDOO STEP-BY-STEP PLANNING TOOL: PLEASE MARK WITH A CROSS AND FILL IN!

3 Leg shapes



FY1
metal leg



F15
metal runner for surcharge

4 Leg colours



M30 white
powder-coated



M94 basalt grey
powder-coated

5 Connecting part



Number
(1 set VE required for plinth frame
per connecting side)

6 Backrest attachments, short armrest and cushion



UK

Number, Cover

Number, Cover



PK

Number, Cover

Number, Cover



PS

Number, Cover

Number, Cover



SA32K

Number, Cover

Number, Cover



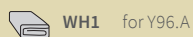
UW60

Number, Cover

Number, Cover

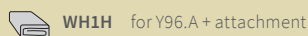
7 Weather protection covers for base frames and for base frames incl. attachments

A



WH1 for Y96.A

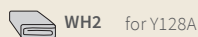
Number



WH1H for Y96.A + attachment

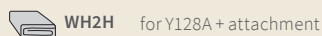
Number

B



WH2 for Y128A

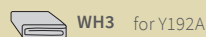
Number



WH2H for Y128A + attachment

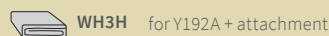
Number

C



WH3 for Y192A

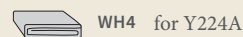
Number



WH3H for Y192A + attachment

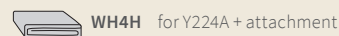
Number

D



WH4 for Y224A

Number



WH4H for Y224A + attachment

Number

8 Order data

Order number, commission, customer

Furniture store, seller

Date, signature



Bailandoo
39530

W
W.SCHILLIG
OUTDOOR

