



Cover: Z73/11 ruby red, high-gloss chrome free-swinging frame B2



daily dreams

47001

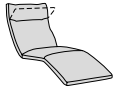
Not only for daydreamers.

The ingenious chaise system **daily dreams** simply meets all the wishes. You choose from different frames, the most different functions as well as comfort widths. The dream chaise appears extremely adaptably and revolutionises your seat and lying comfort.



W.SCHILLIG

CHAISES



K65
chaise with flexible
headrest



K75
chaise with flexible
headrest



K85
chaise with flexible
headrest



K95
chaise with flexible
headrest

FRAMES



B1
rocking base



B2
swinging base



B3
metal runner

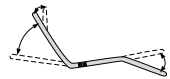


B4
metal runner elliptical

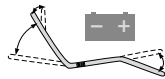
ACCESSORIES



F2
manual function



F3
double motor



F3+
double motor w/
battery



SDR
plug-in armrest
rotatable to the right,
outside



SDL
plug-in armrest
turnable to the left,
outside



Flexible headrest

Every chaise is equipped with a flexible headrest with notch function in standard.

Different look

The frame base of the chaise is wider if the motorised adjustment is chosen than with the manually function. See order information.

Flexible chaise

Leg section and back can be adjusted by ratchet function, steplessly by double motor or by double motor with battery at an extra charge.

Plug-in armparts

The plug-in armparts can be attached to the right and left of the chaise as required. They can be swivelled for easier access.

Various frames

Rocking frame (B1), cantilever (B2), metal runner (B3) and elliptical metal runner (B4); partly available in different colours.

ORDER INFORMATION

Load-bearing capacity:

This chaise is **not** for using from more than one person. A maximum load-bearing capacity up to 120 kg is guaranteed.

Adjustment by motor with battery pack:

Please pay attention that with using the adjustment by double motor with battery pack the battery has to be charged completely every 4-6 weeks.

Seam appearance:

Decorative, felled or double seams may appear different in fabric and leather versions. For manufacturing reasons, seams may be left out of the fabric version or replaced with simple seams.

All of the dimensions given are approximate dimensions in cm in width/depth/height/seat height. We reserve the right to make changes. These are maximum dimensions of the minimum footprint. Differences are possible due to the cushion pad attached with a zip.

Contrasting thread:

This model is available in leather and some fabric colours with contrasting colour thread at no extra charge. You will find the specified colours in our fabric/leather trolley. Please state the no., otherwise tone-in-tone will be delivered.

Plug-in armparts:

The plug-in armpart SDR can be plugged into

the chaise as turnable armrest front-standing right. The plug-in armpart SDL can be plugged in front-standing left.

Please note:

If the rocking frame B1 is ordered, the functions F2, F3 and F3+ cannot be ordered additionally for technical reasons.

When ordering the chaise with manual function or completely without function, the frame is narrow with semicircular profile. When ordering the functions double motor or double motor with battery pack, the frame is wide for technical reasons (installation counter for the motor).

Especially casual upholstery:

The upholstery is especially casually processed

to create a certain appearance with a super soft surface. The covers may already show a pronounced wavy appearance on delivery, which is intentional due to the design and construction and may become even more pronounced with use. This is not a quality defect, but a model-related characteristic.

Information on the upholstery structure:

Chamber cushions filled with a high-quality mix of polyester fibres and foam rods have been used in the seat and back. This can lead to depression of the individual chambers, which is a typical product characteristic.

Inclination of the chaise:

The inclination differs between motorised and

manual versions. Only manually can the chaise assume the heart balance position. Blood circulation, intervertebral discs and spine can thus be relieved.

Note on seat height:

The final seat height on this model is only reached over time by sitting in, due to the upholstery construction.

Digital fabric/leather and colour samples:

The visual appearance of the covers and colour samples may vary, samples in accordance - colour and structure deviations possible.

W.SCHILLIG

daily dreams

47001

FRAMES



rocker high-gloss
chrome - **B1**
M 20
F 8V




rocking frame matt
- **B1**
M 21
F 8W



swinger high-gloss
chr./black - **B2**
M 20/ M 99
F 01



swinger matt - **B2**
M 21
F 02



metal runner high-
gloss chrome - **B3**
M 20
F 2W



metal runner matt
- **B3**
M 21
F 2V



metal runner ellipse
chr. gloss/black - **B4**
M 20/ M 99
F H7



metal runner ellipti-
cal matt - **B4**
M 21
F H8

Metal colours:

Some of the metal legs are available in different metal colours. Please indicate the colour when ordering.

Powder coated:

The colours silver M21 and black M99 are powder coated.

Colour selection for leg frames:

The cantilever frame B2 - F01 - is available in glossy chrome or black. The metal

runner Ellipse B4 - FH7 - is available in glossy chrome or black. Please specify when ordering.

AVAILABLE METAL COLOURS



high-gloss
chrome

M20



silver

M21



black





M99

ORDER CHECKLIST

over

- Leg frame finish
- Manually lying function (surcharge)
- Motorised lying function (surcharge)
- Motorised lying function with battery pack (surcharge)
- Metal colour for frame
- Contrasting thread

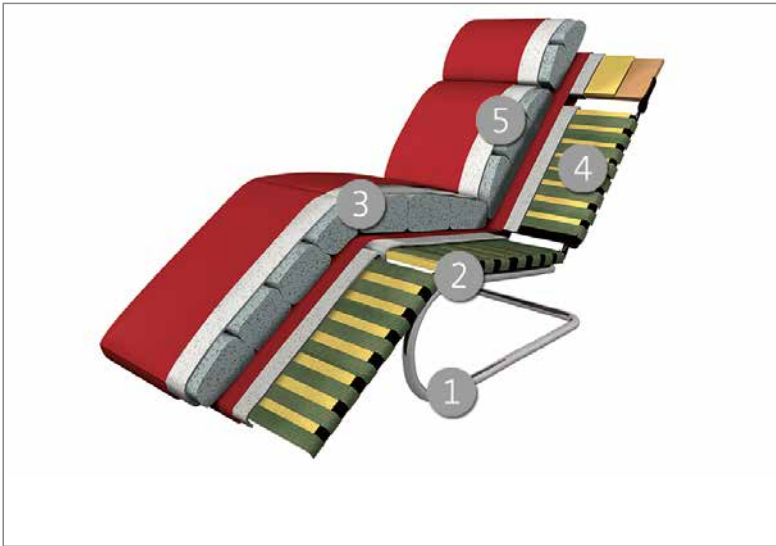
Measures 47000 Widths: K 65 = 65 cm / K 75 = 75 cm / K 85 = 85 cm / K 95 = 95 cm

B1 Rocking lounger	B2 Cantilever chair	B3 Metal runner	B4 Elliptical metal runner
			
D: 169 cm H: 85 cm SH: 34 cm	D: 170 cm H: 91 cm SH: 44 cm	D: 170 cm H: 91 cm SH: 44 cm	D: 170 cm H: 91 cm SH: 44 cm
	B2 + F2	B3 + F2	B4 + F2
D = Depth, H = height, SH = seat height. Approx. dimensions in cm, maximum dimensions incl. function. Subject to alterations.	D: 198 cm H: 91 cm SH: 44 cm	D: 198 cm H: 91 cm SH: 44 cm	D: 198 cm H: 91 cm SH: 44 cm
	B2 + F3 + F3*	B3 + F3 + F3*	B4 + F3 + F3*
	D: 190 cm H: 110 cm SH: 48 cm	D: 190 cm H: 110 cm SH: 48 cm	D: 190 cm H: 110 cm SH: 48 cm



Cover: Z73/99 black

UPHOLSTERED FURNITURE FRAME STRUCTURE



The design of the cross section shown here does not correspond to the model on this page of the catalogue.

- 1. Frame** – metal construction
- 2. Seat suspension** by upholstery straps or rather permanently elastic wave springs and **ergo**-PUR foam (swinging chaise, only)
- 3. Seat upholstery structure** with Inlett-cushion
- 4. Back suspension** by upholstery straps or rather permanently elastic wave springs and **ergo**PUR foam (swinging chaise, only)
- 5. Back upholstery structure** with Inlett cushion

Upholstered furniture from passion.

For almost 75 years, this passion has led to the creation of high-quality and special pieces of furniture and designer furniture - sofas that combine elegant and contemporary design with first-class comfort. We stand for craftsmanship, trend-setting ideas, appealing design and know-how from Germany. The result is upholstered furniture with guaranteed first-class comfort and attention to detail. When selecting the materials used, we pay attention to sustainability and the conservation of resources.

- Traditional craftsmanship down to the last detail
- High-quality, environmentally friendly materials
- Careful & precise workmanship
- Cooperation with renowned furniture designers
- Production according to DIN & RAL quality guidelines of the Deutsche Gütegemeinschaft Möbel e.V.
- Regularly tested product quality „Made in Germany“
- Development at the Upper Franconian location in Ebersdorf near Coburg
- Carefully selected fabric and leather cover collections in many colours for a wide range of requirements.

W.SCHILLIG GmbH & Co. KG
 Am Weinberg 20 - 22
 96237 Ebersdorf bei Coburg
 GERMANY
 Telephone: +49 9562 37-0
 Telefax: +49 9562 37-500
 E-Mail: info@schillig.de



quality
 Made in Germany


W.SCHILLIG