



Cover: Z83/50 cognac



- grid
- seat depth
- headrest
- armpart
- legrest
- metal colour
- contrasting thread
- casual

selinaa

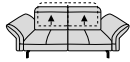
28660

„Wow effect“ included.

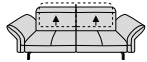
In the **selinaa** 28660, the elegantly overturned front edge of the seat provides the absolute „wow effect“ when it is transformed into a seat-extending legrest at the touch of a button for an additional charge. As standard, the backs can also be moved backwards by hand and suddenly you have a lounge sofa in your living room. Headrests and side sections can be adjusted as an option. Large cushion elements as corner or end sections offer plenty of space.


W.SCHILLIG

SOFAS



NL75
large sofa w/ seat
depth adj.

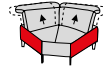


NL85
large sofa w/ seat
depth adj.

211/108/87/42
headrest adjust. =
KV2 (surcharge)
armpart adjust. =
SV2 (surcharge)

231/108/87/42
headrest adjust. =
KV2 (surcharge)
armpart adjust. =
SV2 (surcharge)

CORNER ELEMENTS



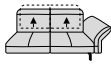
WL11K
cuddly corner middle
w/ seat depth adj.

151/151/87/42
headrest adjust. =
KV2 (surcharge)

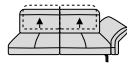
ELEMENTS WITH ARMPART RIGHT



ML11R
element with armpart
w/ seat depth adj.



NL75R
large sofa with arm-
part w/ seat depth adj.



NL85R
large sofa with arm-
part w/ seat depth adj.

141/108/87/42
headrest adjust. =
KV1 (surcharge)
armpart adjust. =
SV1 (surcharge)

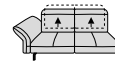
181/108/87/42
headrest adjust. =
KV2 (surcharge)
armpart adjust. =
SV1 (surcharge)

201/108/87/42
headrest adjust. =
KV2 (surcharge)
armpart adjust. =
SV1 (surcharge)

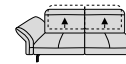
ELEMENTS WITH ARMPART LEFT



ML11L
element with armpart
w/ seat depth adj.



NL75L
large sofa with arm-
part w/ seat depth adj.



NL85L
large sofa with arm-
part w/ seat depth adj.

141/108/87/42
headrest adjust. =
KV1 (surcharge)
armpart adjust. =
SV1 (surcharge)

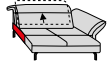
181/108/87/42
headrest adjust. =
KV2 (surcharge)
armpart adjust. =
SV1 (surcharge)

201/108/87/42
headrest adjust. =
KV2 (surcharge)
armpart adjust. =
SV1 (surcharge)

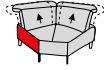
END ELEMENTS RIGHT



KL85R
one arm chaise w/
seat depth adj.



KL11R
one arm chaise w/
seat depth adj.



WL11R
cuddly corner w/ seat
depth adj.

116/170/87/42
headrest adjust. =
KV1 (surcharge)
armpart adjust. =
SV1 (surcharge)

141/170/87/42
headrest adjust. =
KV1 (surcharge)
armpart adjust. =
SV1 (surcharge)

151/151/87/42
headrest adjust. =
KV2 (surcharge)

END ELEMENTS LEFT



KL85L
one arm chaise w/
seat depth adj.



KL11L
one arm chaise w/
seat depth adj.



WL11L
cuddly corner w/ seat
depth adj.

116/170/87/42
headrest adjust. =
KV1 (surcharge)
armpart adjust. =
SV1 (surcharge)

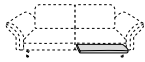
141/170/87/42
headrest adjust. =
KV1 (surcharge)
armpart adjust. =
SV1 (surcharge)

151/151/87/42
headrest adjust. =
KV2 (surcharge)

OTTOMANS & ACCESSORIES



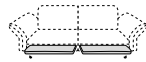
G100
large ottoman



FSR
legrestfunction electr.
(surcharge) right seat



FSL
legrestfunction electr.
(surcharge) left seat



FSB
legrestfunction electr.
(surcharge) seat right
& left

Z
base leg

98/58/42/0

selinaa

28660

**Flexible seat depth**

With most elements, the back can be moved backwards to increase the seat depth. This also changes the backrest inclination and total depth.

Flexible armparts

The armparts are foldable and fitted with a notch function for a surcharge. Item no. = SV1, SV2.

Flexible headrest

Some articles can be equipped with a headrest adjustment with notch function (surcharge, item no. = KV1, KV2).

Put your legs up comfortably

Every sofa can be equipped with electric legrest per seat at an extra charge. See type overview, art. no. FSR/FSL/FSB.

Contrast thread

This model is available in leather and some fabric colours with contrasting colour thread on request at no extra charge.

ORDER INFORMATION**Electric legrest - Operation:**

Triggered via a sensor touch button between the seat and side section, legrest moves up from under the sofa.

Load capacity of the electric legrest:

The legrest can bear a max. load of 20 kg. It does not serve as a seat.

Flexible armparts:

A max. load-bearing capacity up to 25 kg is guaranteed for functional armrests. They are not a seat.

Back sides of sofas:

All pieces are genuinely upholstered at the back.

Positioning diagram:

Please send us a positioning diagram, depending on the amount of different variations available. We have marked the connecting sides in red for end elements in the type guide.

www.schillig.com

Connecting sides:

For a surcharge, the connecting sides can be supplied in the original cover instead of stretch fabric.

Seam appearance:

Decorative, felled or double seams may appear different in fabric and leather versions. For manufacturing reasons, seams may be left out of the fabric version or replaced with simple seams.

All of the dimensions given are approximate dimensions in cm in width/depth/height/seat height. We reserve the right to make changes.

The depth includes the overhang with the headrest folded back.

Seat depth: approx. **60 cm**

Seat depth with function seat depth adjustment: approx. **80 cm**

Seat incl. legrest: approx. **104 cm**

Seat depth incl. legrest and seat depth adj.

(backrest rear): approx. **124 cm**

Height with function: approx. **91 cm**

Armpart width fixed version: approx. **30 cm**

Armpart width with function full down: ca. **37 cm**

Armpart height fixed version: approx. **59 cm**

Armpart height with function: approx. **66 cm**

Total depth incl. legrest and seat depth adj.: approx. **177 cm**

Contrasting thread:

This model is available in leather and some fabric colours with contrasting colour thread at no extra charge. You will find the specified colours in our fabric/leather trolley. Please state the no., otherwise tone-in-tone will be delivered.

Model-related feature:

The upholstery is deliberately processed

casually to create a certain visual appearance. Waving is not a quality defect, but a model-related feature that ensures optimum seating comfort.

Base leg Z:

If elements and sofas without or with 1 armpart are to be placed directly against elements or sofas without or with 1 armpart, a base leg Z is required and must be ordered separately.

Note on upholstery construction:

Ticking cushions have been used in the back.

These may show under the cover. This is a typical feature of the product.

This model has a spring core in the seat, the ottomans are excluded from this.

Digital fabric/leather and colour samples:

The visual appearance of the covers and colour samples may vary, samples in accordance - colour and structure deviations possible.

Cozy corners W...:

The big cozy corners are delivered as an „disassembled article“ due to their oversize. The delivery includes 1 seat part and 2 back parts as well as the legs and the assembly material. Assembly instructions are enclosed.

W.SCHILLIG

selinaa

28660

LEGS



metal leg **different metal colours**

F J3



metal leg **different metal colours**

F C3

Metal colours:

All legs are available in different metal colours. Please indicate when ordering.

Powder-coated:

The colours M21 silver, M56 bronze and M99 black are powder-coated.

Legs and floor protection:

With slim furniture legs with a small gliding surface, there is increased pressure on the

floor. We recommend fitting glides or an underlay to protect against scratches and pressure marks on sensitive floors.

AVAILABLE METAL COLOURS



high-gloss chrome

M20



silver

M21



bronze

M56



black

M99

ORDER CHECKLIST

- structure and cover
- Flexible armparts (surcharge)
- Manually headrest adj. (surcharge)
- Footrest (surcharge)
- Leg design
- Metal colour for legs
- Positioning diagram
- Ottomans & Accessories



W.SCHILLIG

selinaa

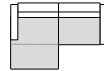
28660

LIVING EXAMPLES



Cover: S43/21 silver grey

corner combination
KL 11L laf - ML 11R raf

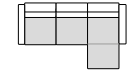


282x170



Cover: Z77/42 bianco

corner combination
NL 85L laf - KL 85R raf

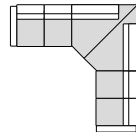


317x170



Cover: Z83/50 cognac

corner combination
NL75L laf - WL11K - NL75R raf




332x332



Cover: Z78/21 steel

corner combination
KL 11L laf - ML 11R raf



282x170



W.SCHILLIG

UPHOLSTERED FURNITURE FRAME STRUCTURE



The design of the cross-section shown here is based on a sample and serves to illustrate the upholstery structure.

- 1. frame** - seat - beech wood construction with metal struts, back - metal construction, armparts - wood material
- 2. Seat suspension** with permanently elastic wave springs, additional wooden slats for article W...
- 3. Seat upholstery structure** with spring core in ergo-PUR foam and diol cover (ottoman: no spring core)
- 4. Back suspension** by flexible upholstery straps, ergoPUR foam with diolen cover
- 5. back upholstery structure** made of ergo-PUR foam and high-quality mixture of polyester fibres and foam rods, filled in chambers.

www.schillig.com



Upholstered furniture from passion.

For 75 years, this passion has led to the creation of high-quality and special pieces of furniture and designer furniture - sofas that combine elegant and contemporary design with first-class comfort. We stand for craftsmanship, trend-setting ideas, appealing design and know-how from Germany. The result is upholstered furniture with guaranteed first-class comfort and attention to detail. When selecting the materials used, we pay attention to sustainability and the conservation of resources.

- Traditional craftsmanship down to the last detail
- High-quality, environmentally friendly materials
- Careful & precise workmanship
- Cooperation with renowned furniture designers
- Production according to DIN & RAL quality guidelines of the Deutsche Gütegemeinschaft Möbel e.V.
- Regularly tested product quality „Made in Germany“
- Development at the Upper Franconian location in Ebersdorf near Coburg
- Carefully selected fabric and leather cover collections in many colours for a wide range of requirements.



quality
Made in Germany

W.SCHILLIG GmbH & Co. KG
Am Weinberg 20 - 22
96237 Ebersdorf bei Coburg
GERMANY
Telephone: +49 9562 37-0
Telefax: +49 9562 37-500
E-Mail: info@schillig.de


W.SCHILLIG