

[around-the-block]

Straightness is very important here and this special design is additionally supported by an elegant **tuck**. The sofas are extremely welcoming and the choice of articles allows for a wide variety of **combination solutions** for every room.



Cover: Z69/51 tobacco



Armchairs



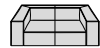
M80
Loveseat

140/104/66/39



M100
Loveseat

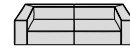
160/104/66/39



M120
Loveseat

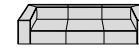
180/104/66/39

Sofas



N80
large sofa

220/104/66/39



N100
large sofa

260/104/66/39



N120
extra large sofa consisting
of two individual elements

300/104/66/39

Intermediate elements




M80K
element without armpart

81/104/66/39




M100K
element without armpart

101/104/66/39



N80K
large sofa without armpart

161/104/66/39



N100K
large sofa without armpart

201/104/66/39

Elements with armpart right



M80R
element with armpart

110/104/66/39



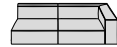
M100R
element with armpart

130/104/66/39



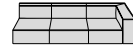
M120R
element with armpart

150/104/66/39



N80R
large sofa with armpart

190/104/66/39



N100R
large sofa with armpart

230/104/66/39



N120R
extra large sofa with
armpart consisting of two
individual elements

270/104/66/39

Elements with armpart left



M80L
element with armpart

110/104/66/39



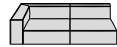
M100L
element with armpart

130/104/66/39



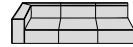
M120L
element with armpart

150/104/66/39



N80L
large sofa with armpart

190/104/66/39



N100L
large sofa with armpart

230/104/66/39



N120L
extra large sofa with
armpart consisting of two
individual elements

270/104/66/39

End elements right



K120R
one arm chaise

150/164/66/39



L50R
add-on ottoman

55/104/39/39



L80R
add-on ottoman

85/104/39/39



K120L
one arm chaise

150/164/66/39



L50L
add-on ottoman

55/104/39/39



L80L
add-on ottoman

85/104/39/39



E
pointed corner

104/104/66/39

Ottomans & accessories



G80Q
ottoman square

80/80/39/39



G120
large ottoman

120/60/39/0



UP60.
decorative pillow without
quilting

60/60/0



UP60S
decorative pillow with
quilting

60/60/0



UF60.
decorative pillow with
flattering tuck

68/68/0

Simply nice

The discreetly used, striking tuck at the outside edges of the upholstery provides a unique look.



Almost invisible

Floor-protecting plastic glides are mounted almost invisibly under the upholstered furniture.



Order information

Back sides of sofas:

All pieces are genuinely upholstered at the back.

Positioning diagram:

Please send us a positioning diagram, depending on the many different variations available. We have marked the connecting sides in red for some elements in the type guide.

Connecting sides:

For a surcharge, the connecting sides can be supplied in the original cover instead of stretch fabric.

Seam appearance:

Decorative, felled or double seams may appear different in fabric and leather versions. For manufacturing reasons, seams may be left out of the fabric version or replaced with simple seams.

Two-piece sofas:

The sofas N120 and N120R/L consist of 2 parts (M120R and M120L) that are connected to element connectors.

All of the dimensions given are approximate dimensions in cm. We reserve the right to make changes. Dimensions are given as follows: width/depth/height/seat height.

Seat depth: approx. **66 cm**

Seat depth one arm chaise: approx. **127 cm**

Armpart width: approx. **30 cm**

Armpart height: approx. **60 cm**

Model-specific qualities:

The upholstery of this model has intentionally been made loosely to create a certain visual effect. This is not a quality defect but a model-specific characteristic that guarantees optimum seat comfort.

Order checklist

- Structure and cover
- Ottomans
- Positioning diagram

Upholstered furniture frame structure

1. **Frame** – Beech wood structure
2. **Seat suspension** with permanently elastic wave springs
3. **Seat upholstery structure** – spring core with diolen cover incorporated into **ergo**-PUR-foam
4. **Back suspension** due to upholstery strap
5. **Back upholstery structure** of **ergo**-PUR-foam with diolen cover



The design of the cross section shown here does not correspond to the model on this page of the catalogue.

Upholstered furniture made with passion.

Your model is the product of German design and engineering. The family-owned company W.SCHILLIG has more than 70 years' experience of technical skill, trend-setting ideas, attractive design and know-how from Germany. The result is upholstered furniture that guarantees first class comfort and attention to detail. We keep sustainability and protection of resources in mind when choosing the materials we use.



Legs



Plastic glide

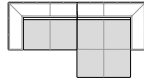
F 00

around-the-block - living room examples



Cover: Z59/20 ecru

corner combination
M 120L laf - K 120R raf



300x164



Cover: Z69/50 cognac

corner combination



341x164



Cover: O10/28 dark blue