



Cover: V87/21 silver



spring core



grid



seat depth



armpart



contrasting thread



casual

chester

16790

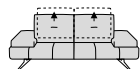
Simple elegance with special effects

Ample ground clearance and a straightforward design language make **chester** 16790 unmistakable. The backs can be moved backwards as desired for a generous seat depth, and the arm-parts are optionally adjustable. The accentuating seams - as a pearl cap seam in leather - in the seat and back can be further emphasised by a contrasting colour thread. The elegant metal runner, which is available in various metal shades, rounds off the appearance. For even more seating comfort, a back cushion with a roll can be ordered as an option.

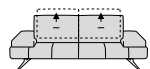


W.SCHILLIG

SOFAS



NL70
sofa w/ seat depth
adj.

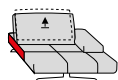


NL80
large sofa w/ seat
depth adj.

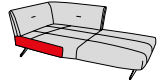
221/96/84/42
armpart adjust. =
SV2 (surcharge)

241/96/84/42
armpart adjust. =
SV2 (surcharge)

END ELEMENTS RIGHT



KL10R
large one arm chaise
w/ seat depth adj.



EK10R
corner sofa w/ open
end without seat
depth adj.

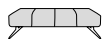
141/163/84/42
armpart adjust. =
SV1 (surcharge)

133/224/84/42

OTTOMANS & ACCESSORIES



G70
ottoman



G140
extra large ottoman



UR70.
back cushion with roll



UN70.
lumbar pillow 70 cm
seat



UN80.
lumbar pillow for 80
cm seat



UN100
lumbar pillow for 100
cm seat

70/65/42/42

140/65/42/42

68/9/35/42

70/7/20/42

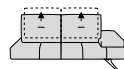
80/7/20/42

100/7/20/42

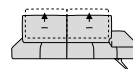
ELEMENTS WITH ARMPART RIGHT



ML10R
element with armpart
w/ seat depth adj.



NL70R
sofa with armpart w/
seat depth adj.



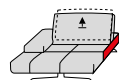
NL80R
large sofa with arm-
part w/ seat depth adj.

141/96/84/42
armpart adjust. =
SV1 (surcharge)

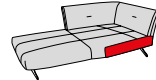
181/96/84/42
armpart adjust. =
SV1 (surcharge)

201/96/84/42
armpart adjust. =
SV1 (surcharge)

END ELEMENTS LEFT



KL10L
large one arm chaise
w/ seat depth adj.



EK10L
corner sofa w/ open
end without seat
depth adj.

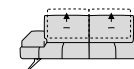
141/163/84/42
armpart adjust. =
SV1 (surcharge)

133/224/84/42

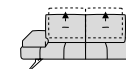
ELEMENTS WITH ARMPART LEFT



ML10L
element with armpart
w/ seat depth adj.



NL80L
large sofa with arm-
part w/ seat depth adj.



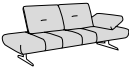
NL70L
sofa with armpart w/
seat depth adj.

141/96/84/42
armpart adjust. =
SV1 (surcharge)

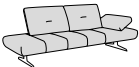
201/96/84/42
armpart adjust. =
SV1 (surcharge)

181/96/84/42
armpart adjust. =
SV1 (surcharge)

FREE-STANDING ELEMENTS RIGHT



CL70R
Daybed w/ seat depth
adj.

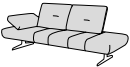


CL80R
Daybed w/ seat depth
adj.

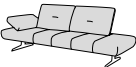
219/96/84/42
armpart adjust. =
SV1 (surcharge)

239/96/84/42
armpart adjust. =
SV1 (surcharge)

FREE-STANDING ELEMENTS LEFT



CL70L
Daybed w/ seat depth
adj.



CL80L
Daybed w/ seat depth
adj.

219/96/84/42
armpart adjust. =
SV1 (surcharge)

239/96/84/42
armpart adjust. =
SV1 (surcharge)

chester

16790

**Flexible seat depth**

Every item with the term „L“ has a movable back support for some centimeters backwards to extend the seat depth.

Flexible armparts

The armparts are foldable and fitted with a notch function for a surcharge. Item no. = SV1, SV2.

Free-standing „daybed“

The combined seating/reclining furniture CL70R/L and CL80R/L can be placed freely in the room.

Smart extra

The large back cushion with roll makes the upholstered backs extremely cosy.

Noble runner

A beautiful metal runner is available in different metal colours.

ORDER INFORMATION**Flexible armparts:**

A max. load-bearing capacity up to 25 kg is guaranteed for functional armrests. They are not a seat.

Back sides of sofas:

All pieces are genuinely upholstered at the back.

Positioning diagram:

Please send us a positioning diagram, depending on the different variations available. The connecting sides got marked in red for some elements in the type guide.

Connecting sides:

For a surcharge, the connecting sides can be supplied in the original cover instead of stretch fabric.

Seam appearance:

Decorative, felled or double seams may appear different in fabric and leather versions. For

www.schillig.com

manufacturing reasons, seams may be left out of the fabric version or replaced with simple seams.

Thread design:

The model is generally manufactured with a pearl yarn thread in leather as well as in the fabrics S37, V52 and V85 and also in connection with contrasting thread requests. This is a stronger, beautifully twisted thread.

Contrasting thread:

This model is available in leather and some fabric colours with contrasting colour thread at no extra charge. You will find the specified colours in our fabric/leather trolley. Please state the no., otherwise tone-in-tone will be delivered.

All of the dimensions given are approximate dimensions in cm in width/depth/height/seat height. We reserve the right to make changes. The measures depend on arm-

parts without function for surcharge.

Seat depth: approx. **62 cm**

Seat depth with function: approx. **88 cm**

Seat depth one arm chaise: approx. **130 cm**

Seat depth one arm chaise incl. seat depth adjustment: approx. **156 cm**

Seat depth EK10R/L: lengthwise approx. **196 cm**, crosswise approx. **102 cm**, this article has no seat depth adjustment!

Armpart width: approx. **41 cm**

Armpart height: approx. **53 cm**

Armpart height with function: approx. **70 cm**

Overall depth sofas, with rear back: approx. **119 cm**

Recommended wall distance: approx. **30 cm**

Model-related feature:

The upholstery is deliberately processed casually to create a certain visual appearance. Waving is not a quality defect, but a model-

related feature that ensures optimum seating comfort.

Digital fabric/leather and colour samples:

The visual appearance of the covers and colour samples may vary, samples in accordance - colour and structure deviations possible.

Free-standing elements:

Please note that the orientation "left/right" is the position of the armpart.

Corner sofa EK10R/L:

The corner sofa EK10R/L has no seat depth adjustment, the backs are „back“. Due to their oversize, these items are delivered as a „disassembled“ item - seat section and back sections as well as legs and assembly material.

Delivery of the items:

The items are delivered with the runners removed. For EK10R/L, the backs are supplied disassembled. Runners and assembly material

as well as assembly instructions are included. On request, it is possible to dismantle the backs of the other items in advance (passages in the living area are too narrow). Exhibition sets are generally supplied with assembled backrests.


W. SCHILLIG

LEGS



metal runner **different metal colours**

F J9

Powder-coated:

The colour M99 black is powder-coated.

Legs and floor protection:

With slim furniture legs with a small gliding surface, there is increased pressure on the floor. We recommend fitting glides or an underlay to protect against scratches and pressure marks on sensitive floors.

AVAILABLE METAL COLOURS



high-gloss
chrome

M20



black

M99

chester

16790

ORDER CHECKLIST

- Structure and cover
- Flexible armparts (surcharge)
- Ottomans & Accessories
- Contrasting thread
- Positioning diagram



chester

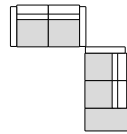
16790

LIVING EXAMPLES



Cover: Z75/52 kurkuma

sofa combination
NL 80 - CL70L



337x315



Cover: Z73/43 cream white

corner combination
KL 10L laf - ML 10R raf

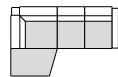


282x163



Cover: V87/21 silver

corner combination
EK 10L laf - NL 70R raf



314x224

UPHOLSTERED FURNITURE FRAME STRUCTURE

- 1. Frame** - metal construction
- 2. Seat suspension** with permanently elastic wave springs
- 3. Seat upholstery structure** – spring core with di-
olen cover incorporated into **ergo**-PUR-foam
- 4. Back suspension** due to upholstery strap
- 5. Back upholstery structure** of **er**-
go-PUR-foam with diolen cover

Upholstered furniture from passion.

For 75 years, this passion has led to the creation of high-quality and special pieces of furniture and designer furniture - sofas that combine elegant and contemporary design with first-class comfort. We stand for craftsmanship, trend-setting ideas, appealing design and know-how from Germany. The result is upholstered furniture with guaranteed first-class comfort and attention to detail. When selecting the materials used, we pay attention to sustainability and the conservation of resources.

- Traditional craftsmanship down to the last detail
- High-quality, environmentally friendly materials
- Careful & precise workmanship
- Cooperation with renowned furniture designers
- Production according to DIN & RAL quality guidelines of the Deutsche Gütegemeinschaft Möbel e.V.
- Regularly tested product quality „Made in Germany“
- Development at the Upper Franconian location in Ebersdorf near Coburg
- Carefully selected fabric and leather cover collections in many colours for a wide range of requirements.

W.SCHILLIG GmbH & Co. KG
Am Weinberg 20 - 22
96237 Ebersdorf bei Coburg
GERMANY
Telephone: +49 9562 37-0
Telefax: +49 9562 37-500
E-Mail: info@schillig.de


W.SCHILLIG

