




Cover: S37/95 anthracite



broadway

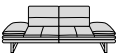
16777

Light and airy elegance.

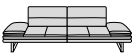
Clear shapes as well as the light and airy runner provide model **broadway** 16777 with plenty of ground clearance in stylish rooms. The functional seat depth adjustment is optionally supplemented by flexible headrests and side sections. The elegant piping, metal colours for the runner as well as the contrasting colour thread make this favourite sofa the perfect living dream.


W.SCHILLIG

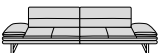
SOFAS



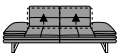
N60
sofa



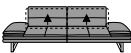
N70
sofa



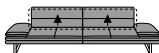
N80
large sofa



NL60
sofa w/ seat depth
adj.



NL70
sofa w/ seat depth
adj.



NL80
large sofa w/ seat
depth adj.

196/86/94/43
headrest adjust. =
KV2 (surcharge)
armpart adjust. =
SV2 (surcharge)

216/86/94/43
headrest adjust. =
KV2 (surcharge)
armpart adjust. =
SV2 (surcharge)

236/86/94/43
headrest adjust. =
KV2 (surcharge)
armpart adjust. =
SV2 (surcharge)

196/96/94/43
headrest adjust. =
KV2 (surcharge)
armpart adjust. =
SV2 (surcharge)

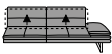
216/96/94/43
headrest adjust. =
KV2 (surcharge)
armpart adjust. =
SV2 (surcharge)

236/96/94/43
headrest adjust. =
KV2 (surcharge)
armpart adjust. =
SV2 (surcharge)

ELEMENTS WITH ARMPART RIGHT



NL60R
sofa w/ arm w/ seat
depth adj.



NL70R
sofa w/ arm w/ seat
depth adj.



NL80R
large sofa w/ arm w/
seat depth adj.

160/96/94/43
headrest adjust. =
KV2 (surcharge)
armpart adjust. =
SV1 (surcharge)

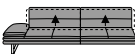
180/96/94/43
headrest adjust. =
KV2 (surcharge)
armpart adjust. =
SV1 (surcharge)

200/96/94/43
headrest adjust. =
KV2 (surcharge)
armpart adjust. =
SV1 (surcharge)

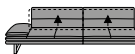
ELEMENTS WITH ARMPART LEFT



NL60L
sofa w/ arm w/ seat
depth adj.



NL70L
sofa w/ arm w/ seat
depth adj.



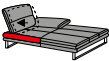
NL80L
large sofa w/ arm w/
seat depth adj.

160/96/94/43
headrest adjust. =
KV2 (surcharge)
armpart adjust. =
SV1 (surcharge)

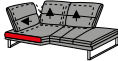
180/96/94/43
headrest adjust. =
KV2 (surcharge)
armpart adjust. =
SV1 (surcharge)

200/96/94/43
headrest adjust. =
KV2 (surcharge)
armpart adjust. =
SV1 (surcharge)

END ELEMENTS RIGHT



KL70R
one arm chaise w/
seat depth adj.



EX70R
corner sofa with
ottoman w/ seat
depth adj.

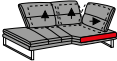
111/164/94/43
headrest adjust. =
KV1 (surcharge)
armpart adjust. =
SV1 (surcharge)

104/224/94/43
headrest adjust. =
KV3 (surcharge)

END ELEMENTS LEFT



KL70L
one arm chaise w/
seat depth adj.



EX70L
corner sofa with
ottoman w/ seat
depth adj.

111/164/94/43
headrest adjust. =
KV1 (surcharge)
armpart adjust. =
SV1 (surcharge)

104/224/94/43
headrest adjust. =
KV3 (surcharge)

OTTOMANS



G60
ottoman



G70
ottoman



G120
large ottoman



G140
extra large ottoman



UN60.
lumbar pillow for 60
cm seat



UN70.
lumbar pillow 70 cm
seat



UN80.
lumbar pillow for 80
cm seat

Z
base leg

65/71/43/43

75/71/43/43

125/71/43/43

145/71/43/43

60/10/18/43

70/10/18/43

80/10/18/43

ACCESSORIES

broadway

16777

**Flexible seat depth**

Every item with the term "L" and "X" has a movable back support to extend the seat depth.

**Flexible armparts**

The armparts are foldable and fitted with a notch function for a surcharge. Item no. = SV1, SV2.

**Flexible headrest**

Articles with backs can be equipped with a headrest adjustment with notch function (surcharge, item no. = KV1, KV2, KV3).

**Contrast thread**

This model is available in leather and some fabric colours with contrasting colour thread on request at no extra charge.

**Metal colours for legs**

Some legs can be ordered in high-gloss chrome-, silver, bronze- or black-coloured. Please indicate.

ORDER INFORMATION**Flexible armparts:**

Flexible armparts can carry a maximum load of 25 kg and are not a seat. The armpart is used in an upright or folded-out position. There is no locking mechanism between the positions.

Back sides of sofas:

All pieces are genuinely upholstered at the back.

Positioning diagram:

Please send us a positioning diagram, depending on the amount of different variations available. We have marked the connecting sides in red for end elements in the type guide.

Base leg Z:

If elements and sofas without or with 1 armpart are to be placed directly against elements or sofas without or with 1 armpart, a base leg Z is required and must be ordered separately.

Connecting sides:

www.schillig.com

For a surcharge, the connecting sides can be supplied in the original cover instead of stretch fabric.

Seam appearance:

Decorative, felled or double seams may appear different in fabric and leather versions. For manufacturing reasons, seams may be left out of the fabric version or replaced with simple seams.

Contrasting thread:

This model is available in leather and some fabric colours with contrasting colour thread at no extra charge. You will find the specified colours in our fabric/leather trolley. Please state the no., otherwise tone-in-tone will be delivered.

All of the dimensions given are approximate dimensions in cm in width/depth/height/seat height. We reserve the right to make changes.

Seat depth at articles without seat depth adjustment: approx. **52 cm**

Seat depth at articles with seat depth adjustment: approx. **58 cm**

Back at the front: approx. **58 cm**

Back at the back: ca. **84 cm**

Total depth, if back is at the front: cca. **96 cm**

Total depth, if back is at the back: approx. **122 cm**

Overall depth with rear back, KL 70R/L article: ca. **189 cm**

Overall depth with rear back, EX 70R/L article: ca. **250 cm**

Recommended wall distance: approx. **30 cm**

Armrest height: approx. **52 cm**

Armrest height with function: approx. **69 cm**

Armrest width: ca. **36 cm**

Standard deep and extra deep elements:

Elements with standard depth are shown light grey coloured, extra deep elements dark grey coloured. They cannot be connected.

Model-related feature:

The upholstery is deliberately processed casually to create a certain visual appearance. Waving is not a quality defect, but a model-related feature that ensures optimum seating comfort.

Digital fabric/leather and colour samples:

The visual appearance of the covers and colour samples may vary, samples in accordance - colour and structure deviations possible.


W. SCHILLIG

LEGS



metal runner **diff.**
metal col.

F J9

Metal colours:
Some of the metal legs are available in different metal colours. Please indicate the colour when ordering.

Powder-coated:
The colours M21 silver, M56 bronze and M99 black are powder-coated.

Leg and floor protection:
Slim furniture legs with a small gliding surface

exert increased pressure on the floor. For sensitive floors, we recommend fitting glides/ an underlay to protect against scratches and pressure marks.

AVAILABLE METAL COLOURS



high-gloss
chrome

M20



silver

M21



bronze

M56



black

M99

broadway

16777

ORDER CHECKLIST

- Articles and cover
- Flexible armparts (surcharge)
- Manually headrest adj. (surcharge)
- Leg design
- Metal colour for legs
- Ottomans & Accessories
- Positioning diagram
- Contrasting thread

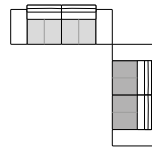


LIVING EXAMPLES



Cover: Z69/36 camouflage

sofa combination
N 80 - NL 80



332x327



Cover: Z73/43 cream white



Cover: S22/95 anthracite

corner combination
NL 70L laf - KL 70R raf

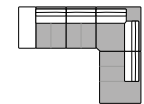


291x164



Cover: S37/21 grey

corner combination
NL 70L laf - EX 70R raf



284x224



W. SCHILLIG

broadway

16777

LIVING EXAMPLES



Cover: S37/21 grey

corner combination
NL 70L laf - KL 70R raf

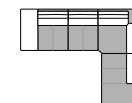


291x164



Cover: R66/94 grey

corner combination
NL 70L laf - EX 70R raf



284x224



Cover: S22/22 steel

corner combination
NL 70L laf - KL 70R raf



291x164



Cover: R75/43 snow

corner combination
NL 70L laf - KL 70R raf



291x164



W. SCHILLIG

UPHOLSTERED FURNITURE FRAME STRUCTURE

- 1. Frame** – metal tube construction, armchair – beech wood structure
- 2. Seat suspension** with permanently elastic wave springs
- 3. Seat upholstery structure** – spring core with di-
olen cover incorporated into **ergo**-PUR-foam
- 4. Back suspension** due to upholstery strap
- 5. Back upholstery structure** of **ergo**-PUR-foam with diolen cover

Upholstered furniture from passion.

For 75 years, this passion has led to the creation of high-quality and special pieces of furniture and designer furniture - sofas that combine elegant and contemporary design with first-class comfort. We stand for craftsmanship, trend-setting ideas, appealing design and know-how from Germany. The result is upholstered furniture with guaranteed first-class comfort and attention to detail. When selecting the materials used, we pay attention to sustainability and the conservation of resources.

- Traditional craftsmanship down to the last detail
- High-quality, environmentally friendly materials
- Careful & precise workmanship
- Cooperation with renowned furniture designers
- Production according to DIN & RAL quality guidelines of the Deutsche Gütegemeinschaft Möbel e.V.
- Regularly tested product quality "Made in Germany"
- Development at the Upper Franconian location in Ebersdorf near Coburg
- Carefully selected fabric and leather cover collections in many colours for a wide range of requirements.

W.SCHILLIG GmbH & Co. KG
Am Weinberg 20 - 22
96237 Ebersdorf bei Coburg
GERMANY
Telephone: +49 9562 37-0
Telefax: +49 9562 37-500
E-Mail: info@schillig.de



German
quality
Made in Europe


W.SCHILLIG