



Cover: V88/48 sand



caroline

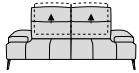
16567

Straight in form and function.

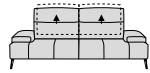
The seat depth adjustment is already integrated in **caroline** 16567. Beautiful, carefully placed seams emphasise the overall appearance. The headrests can be adjusted as an option. The elegant metal bases are available in various metal shades and two different seat heights.


W.SCHILLIG

SOFAS



NL75
large sofa w/ seat
depth adj.

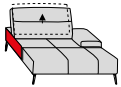


NL85
large sofa w/ seat
depth adj.

220/101/97/44
headrest adjust. =
KV2 (surcharge)

240/101/97/44
headrest adjust. =
KV2 (surcharge)

END ELEMENTS RIGHT



KL90R
one arm chaise w/
seat depth adj.



W75R
angled element w/
armpart without seat
depth adj.

127/180/97/44
headrest adjust. =
KV1 (surcharge)

154/183/97/44
headrest adjust. =
KV2 (surcharge)

OTTOMANS & ACCESSORIES



G70
ottoman

69/51/44/44



G100
large ottoman

99/51/44/44



U
armpart pillow

58/6/58



UN75.
lumbar pillow for 75
cm seat

68/7/35

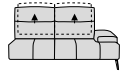


UN85.
lumbar pillow for 85
cm seat

78/7/35

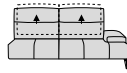
Z
base leg

ELEMENTS WITH ARMPART RIGHT



NL75R
large sofa with arm-
part w/ seat depth adj.

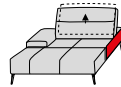
185/101/97/44
headrest adjust. =
KV2 (surcharge)



NL85R
large sofa with arm-
part w/ seat depth adj.

205/101/97/44
headrest adjust. =
KV2 (surcharge)

END ELEMENTS LEFT



KL90L
one arm chaise w/
seat depth adj.

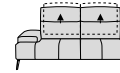
127/180/97/44
headrest adjust. =
KV1 (surcharge)



W75L
angled element w/
armpart without seat
depth adj.

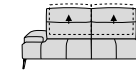
154/183/97/44
headrest adjust. =
KV2 (surcharge)

ELEMENTS WITH ARMPART LEFT



NL75L
large sofa with arm-
part w/ seat depth adj.

185/101/97/44
headrest adjust. =
KV2 (surcharge)



NL85L
large sofa with arm-
part w/ seat depth adj.

205/101/97/44
headrest adjust. =
KV2 (surcharge)

caroline

16567



Flexible seat depth

On some units, the seat backs can be moved back a few cm to increase the seat depth. The total depth changes.

Flexible headrest

Some articles can be equipped with a headrest adjustment with notch function (surcharge, item no. = KV1, KV2).

Leg and seat heights

The model is available in different seat heights according to the different leg heights. The leg version has to be indicated.

Lumbar pillows

Lumbar pillows matching to the seat width can be placed onto the articles with seat depth adjustment for a perfect seating comfort.

Cuddle end

A large snuggle end element invites you to lounge extensively.

ORDER INFORMATION

Back sides of sofas:

All pieces are genuinely upholstered at the back.

Positioning diagram:

Please send us a positioning diagram, depending on the different variations available. The connecting sides got marked in red for some elements in the type guide.

Base leg Z:

If elements and sofas without or with 1 arm part are to be placed directly against elements or sofas without or with 1 arm part, a base leg Z is

required and must be ordered separately.

Connecting sides:

For a surcharge, the connecting sides can be supplied in the original cover instead of stretch fabric.

Seam appearance:

Decorative, felled or double seams may appear different in fabric and leather versions. For manufacturing reasons, seams may be left out of the fabric version or replaced with simple seams.

All of the dimensions given are approxima-

te dimensions in cm in width/depth/height/seat height. We reserve the right to make changes. The measures depend on arm-parts without function for surcharge.

Seat depth: approx. **60 cm**

Seat depth with function: approx. **79 cm**

Arm part height: ca. **55 cm**

Overall depth sofas, with rear back: approx. **117 cm**

Recommended wall distance: approx. **20 cm**

Arm part width: approx. **35 cm**

Seat height: approx. **44/46 cm**

Overall height: approx. **97cm/ 99 cm** depending on leg height

Model-related feature:

The upholstery is deliberately processed casually to create a certain visual appearance. Waving is not a quality defect, but a model-related feature that ensures optimum seating comfort.

Digital fabric/leather and colour samples:

The visual appearance of the covers and colour samples may vary, samples in accordance - colour and structure deviations possible.

Contrasting thread:

This model is available in leather and some fabric colours with contrasting colour thread at no extra charge. You will find the specified colours in our fabric/leather trolley. Please state the no., otherwise tone-in-tone will be delivered.

Delivery of the items:

The items are delivered with the backs dismantled. Furniture legs and assembly material as well as assembly instructions are included.

LEGS



metal leg **different metal colours**

F L6



metal leg, **diff. metal col.**

F S1

ca. 17 cm/
seat height ca.
44 cm

approx. 19 cm/
seat height approx.
46 cm

metal leg **different metal colours**

F P5

metal leg, **diff. metal col.**

F V8

Leg and seat heights:

Due to different leg heights, the model is available in different seat and total heights. The leg version has to be indicated.

Metal colours:

All legs are available in different metal colours. Please indicate when ordering.

Powder-coated:

The colours M56 bronze and M99 black are powder-coated.

Legs and floor protection:

With slim furniture legs with a small gliding

surface, there is increased pressure on the floor. We recommend fitting glides or an underlay to protect against scratches and pressure marks on sensitive floors.

caroline

16567

ORDER CHECKLIST

- Structure and cover
- Manually headrest adj. (surcharge)
- Leg design/-height - seat height
- Metal colour for legs
- Ottomans & Accessories
- Contrasting thread

AVAILABLE METAL COLOURS



high-gloss
chrome



bronze



black

M99

www.schillig.com



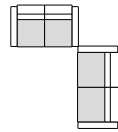

W.SCHILLIG

LIVING EXAMPLES



Cover: V85/52 kurkuma

sofa combination
NL 75 - NL 85

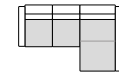


321x341



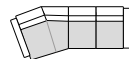
Cover: V88/48 sand

corner combination
NL 75L li - KL 90R re



312x180

corner combination



339x183



Cover: Z78/49 sand

UPHOLSTERED FURNITURE FRAME STRUCTURE

1. **Frame** – beech wood structure; back: metal construction
2. **Seat suspension** with permanently elastic wave springs
3. **Seat upholstery structure** – spring core with di-olen cover incorporated into **ergo**-PUR-foam
4. **Back suspension** – none
5. **Back upholstery structure** of **ergo**-PUR-foam with diolen cover

Upholstered furniture from passion.

For almost 75 years, this passion has led to the creation of high-quality and special pieces of furniture and designer furniture - sofas that combine elegant and contemporary design with first-class comfort. We stand for craftsmanship, trend-setting ideas, appealing design and know-how from Germany. The result is upholstered furniture with guaranteed first-class comfort and attention to detail. When selecting the materials used, we pay attention to sustainability and the conservation of resources.

- Traditional craftsmanship down to the last detail
- High-quality, environmentally friendly materials
- Careful & precise workmanship
- Cooperation with renowned furniture designers
- Production according to DIN & RAL quality guidelines of the Deutsche Gütegemeinschaft Möbel e.V.
- Regularly tested product quality „Made in Germany“
- Development at the Upper Franconian location in Ebersdorf near Coburg
- Carefully selected fabric and leather cover collections in many colours for a wide range of requirements.

W.SCHILLIG GmbH & Co. KG
 Am Weinberg 20 - 22
 96237 Ebersdorf bei Coburg
 GERMANY
 Telephone: +49 9562 37-0
 Telefax: +49 9562 37-500
 E-Mail: info@schillig.de



quality
 Made in Germany


W.SCHILLIG