



Cover: S44/48 ecru



spring core



arm part



headrest



seat depth



piping



metal colour



casual

enjoy&MORE

15450

A sofa you won't want to leave.

enjoy&MORE 15450 simply has all the prerequisites! The seat depth can be adapted to every need - from comfortable-upright to relaxed-chill
enjoy&MORE 15450 offers the whole range of seating comfort with all the important functions.

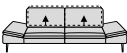


W. SCHILLIG

SOFAS



NL60
sofa w/ seat depth
adj.



NL75
large sofa w/ seat
depth adj.

202/110/88/47
headrest adjust. =
KV2 (surcharge)
armpart adjust. =
SV2 (surcharge)

232/110/88/47
headrest adjust. =
KV2 (surcharge)
armpart adjust. =
SV2 (surcharge)

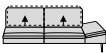
ELEMENTS WITH ARMPART RIGHT



M105R
element w/ arm w/
seat depth adj.



NL60R
sofa w/ arm w/ seat
depth adj.



NL75R
large sofa w/ arm w/
seat depth adj.

146/110/88/47
headrest adjust. =
KV1 (surcharge)
armpart adjust. =
SV1 (surcharge)

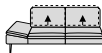
162/110/88/47
headrest adjust. =
KV2 (surcharge)
armpart adjust. =
SV1 (surcharge)

192/110/88/47
headrest adjust. =
KV2 (surcharge)
armpart adjust. =
SV1 (surcharge)

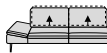
ELEMENTS WITH ARMPART LEFT



M105L
element w/ arm w/
seat depth adj.



NL60L
sofa w/ arm w/ seat
depth adj.



NL75L
large sofa w/ arm w/
seat depth adj.

146/110/88/47
headrest adjust. =
KV1 (surcharge)
armpart adjust. =
SV1 (surcharge)

162/110/88/47
headrest adjust. =
KV2 (surcharge)
armpart adjust. =
SV1 (surcharge)

192/110/88/47
headrest adjust. =
KV2 (surcharge)
armpart adjust. =
SV1 (surcharge)

END ELEMENTS RIGHT



KL75R
one arm chaise w/
seat depth adj.



K105R
large one arm chaise
without seat depth
adj.

117/185/88/47
headrest adjust. =
KV1 (surcharge)
armpart adjust. =
SV1 (surcharge)

148/185/88/47
headrest adjust. =
KV1 (surcharge)
armpart adjust. =
SV1 (surcharge)

END ELEMENTS LEFT



KL75L
one arm chaise w/
seat depth adj.



K105L
large one arm chaise
without seat depth
adj.

117/185/88/47
headrest adjust. =
KV1 (surcharge)
armpart adjust. =
SV1 (surcharge)

148/185/88/47
headrest adjust. =
KV1 (surcharge)
armpart adjust. =
SV1 (surcharge)

OTTOMANS & ACCESSORIES



G105
large ottoman



G150
extra large ottoman

Z
base leg

106/71/47/47

151/71/47/47



Flexible seat depth

On some units, the backs can be moved back a few cm to increase the seat depth. The total depth changes.



Flexible armparts

The armparts are foldable and fitted with a notch function for a surcharge. Item no. = SV1, SV2.



Flexible headrest

Some articles can be equipped with a headrest adjustment with notch function (surcharge, item no. = KV1, KV2).



Beautiful extras

The model has a piping that is supplied in the cover material of the set. It is available in faux leather in black on request.



Metal colours for legs

Some legs can be ordered in high-gloss chrome-, silver, bronze- or black-coloured. Please indicate.

ORDER INFORMATION

Back sides of sofas:

All pieces are genuinely upholstered at the back.

Flexible armparts:

Maximum load capacity up to 25 kg, they are not seats.

Positioning diagram:

Please send us a positioning diagram, depending on the different variations available. The connecting sides got marked in red for some elements in the type guide.

Base leg Z:

If elements and sofas without or with 1 armpart are to be placed directly against elements or sofas without or with 1 armpart, a base leg Z is required and must be ordered separately.

Connecting sides:

For a surcharge, the connecting sides can be supplied in the original cover instead of stretch

www.schillig.com

fabric.

Seam appearance:

Decorative, felled or double seams may appear different in fabric and leather versions. For manufacturing reasons, seams may be left out of the fabric version or replaced with simple seams.

Piping:

This model is supplied with piping in the cover material. On request, we can also produce the piping in artificial leather K10/99 in black.

Please specify the desired version when ordering.

All of the dimensions given are approximate dimensions in cm in width/depth/height/seat height. We reserve the right to make changes. The depth includes the overhang with the headrest folded back. The overall depth for the K 105R/L one arm chaise is based

on the backrest in the rear position, as this element does not have seat depth adjustment. The standard for articles with seat depth adjustment is the depth with the back standing at the front position. **Note on depth measurement for sofas and adjustable parts:** If the seat depth adjustment is at the front, the deepest measure is the armpart section. The handrail protrudes.

Armpart width: approx. **40 cm**

Armpart height: approx. **53 cm**

Armpart height with function: approx. **68 cm**

Seat depth: approx. **54 cm**

Seat depth with rear back: approx. **69 cm**

Overall depth sofas, with rear back: approx. **117 cm**

Overall depth KL 75R/L, with rear back: approx. **192 cm**

Recommended wall distance: approx. **10 cm**

Height, if headrest up: approx. **99 cm**

Seat depth K 105R/L: approx. **140 cm**

Model-related feature:

The upholstery is deliberately processed casually to create a certain visual appearance. Waving is not a quality defect, but a model-related feature that ensures optimum seating comfort.

Note on upholstery construction:

Ticking cushions have been used in the back. These may show under the cover. This is a typical feature of the product.

Digital fabric/leather and colour samples:

The visual appearance of the covers and colour samples may vary, samples in accordance - colour and structure deviations possible.


W. SCHILLIG

LEGS



metal leg **diff. metal col.**

F S1

Metal colours:

All legs are available in different metal colours. Please indicate when ordering.

Powder-coated:

The colours M21 silver, M56 bronze and M99 black are powder-coated.

Leg and floor protection:

Slim furniture legs with a small gliding surface exert increased pressure on the floor. For

sensitive floors, we recommend fitting glides/ an underlay to protect against scratches and pressure marks.

AVAILABLE METAL COLOURS



high-gloss
chrome

M20



silver

M21



bronze

M56



black

M99

ORDER CHECKLIST

- Articles and cover
- Metal colour for legs
- Manually headrest adj. (surcharge)
- Flexible armparts (surcharge)
- Positioning diagram
- Piping design
- Ottomans & Accessories




LIVING EXAMPLES



Bezug: R66/95 anthracite

corner combination

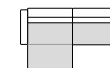


294x185



Cover: V85/52 kurkuma

corner combination




294x185



Cover: W82/64 terracotta

corner combination



294x185



Cover: W82/71 honey

corner combination



294x185



W. SCHILLIG

UPHOLSTERED FURNITURE FRAME STRUCTURE



The design of the cross-section shown here is based on a sample and serves to illustrate the upholstery structure.

- 1. Frame** – Beech wood structure
- 2. Seat suspension** with permanently elastic wave springs
- 3. Seat upholstery structure** – spring core with di-olen cover incorporated into **ergo**-PUR-foam
- 4. Back suspension** due to upholstery strap
- 5. Back upholstery structure** with high quality mix of polyester fibres and foam rods, filled in boxes

Upholstered furniture from passion.

For 75 years, this passion has led to the creation of high-quality and special pieces of furniture and designer furniture - sofas that combine elegant and contemporary design with first-class comfort. We stand for craftsmanship, trend-setting ideas, appealing design and know-how from Germany. The result is upholstered furniture with guaranteed first-class comfort and attention to detail. When selecting the materials used, we pay attention to sustainability and the conservation of resources.

- Traditional craftsmanship down to the last detail
- High-quality, environmentally friendly materials
- Careful & precise workmanship
- Cooperation with renowned furniture designers
- Production according to DIN & RAL quality guidelines of the Deutsche Gütegemeinschaft Möbel e.V.
- Regularly tested product quality „Made in Germany“
- Development at the Upper Franconian location in Ebersdorf near Coburg
- Carefully selected fabric and leather cover collections in many colours for a wide range of requirements.

W.SCHILLIG GmbH & Co. KG
 Am Weinberg 20 - 22
 96237 Ebersdorf bei Coburg
 GERMANY
 Telephone: +49 9562 37-0
 Telefax: +49 9562 37-500
 E-Mail: info@schillig.de



German
quality
 Made in Europe


W.SCHILLIG